


线性滑台 SLG40 Linear unit SLG40

主要特点:

- 行程每间隔 0,1 mm 可调
- 气缸缸径 40 mm
- 齿牙锁定系统 (SBI)
- 重复精度: $\pm 0,02$ mm
- 打开和关闭位置都可锁定
- 气缓冲在打开位置 (标准)
- 减震器在关闭位置
- 打开和关闭位置有限位开关
- SBI 锁定系统带限位开关

Main characteristics:

- Adjustable stroke with 0,1 mm intervals
- Pneumatic cylinder with 40 mm bore
- Locking device system
- Repeatability: $\pm 0,02$ mm
- Locking position in the opening and closing position
- Cylinder cushion in the opening position (standard)
- Shock absorber in the closing position
- Proximity switches in the opening and closing position
- Proximity switches for SBI



[PDF](#)



[3D Step](#)




[Index](#)

索引.

Index.

页码 Page	描述 Description	
1	主要特点 Main characteristics	
2	订货举例 Ordering example	
3	页码尺寸 Dimensional page	SLG40-.../...-D-X-H
4		SLG40-.../...-V-X-H
5		SLG40-.../...-H-X-H
6		底部固定孔 Bottom fixing holes
13	SBI 电感锁定系统示意图/ 限位开关 Diagram for inductive sensor for SBI / Limit switch	
14	气路图 Pneumatic plan	
15-16	备件 / Spare parts	
16	备注/ Notes	




订货举例.

Ordering example.

SLG40 - 100 / 60 - D - X - H

SLG40
缸径 Ø 40 mm,
1 个滑块, 最大负载 25 Kg
cylinder bore Ø 40 mm,
1 runner block, max. load 25 Kg

锁定器:
Locking device:
D: 锁定器在前端和后端位置
Locking device in front and back position
V: 锁定器在前端工作位置
Locking device in front position
H: 锁定器在后端调整位置
Locking device in back position



保护罩:
Cover:
X: 无保护罩
without cover

安装方式:
Mounting position:
H: 水平安装 (标准)
horizontal (standard)
V: 垂直安装的特殊应用
(悬挂或直立)
只有得到 VEP 公司批准后才可以使用。
special application with vertical mounting position (hanging or upright) ONLY after the approval of VEP AUTOMATION

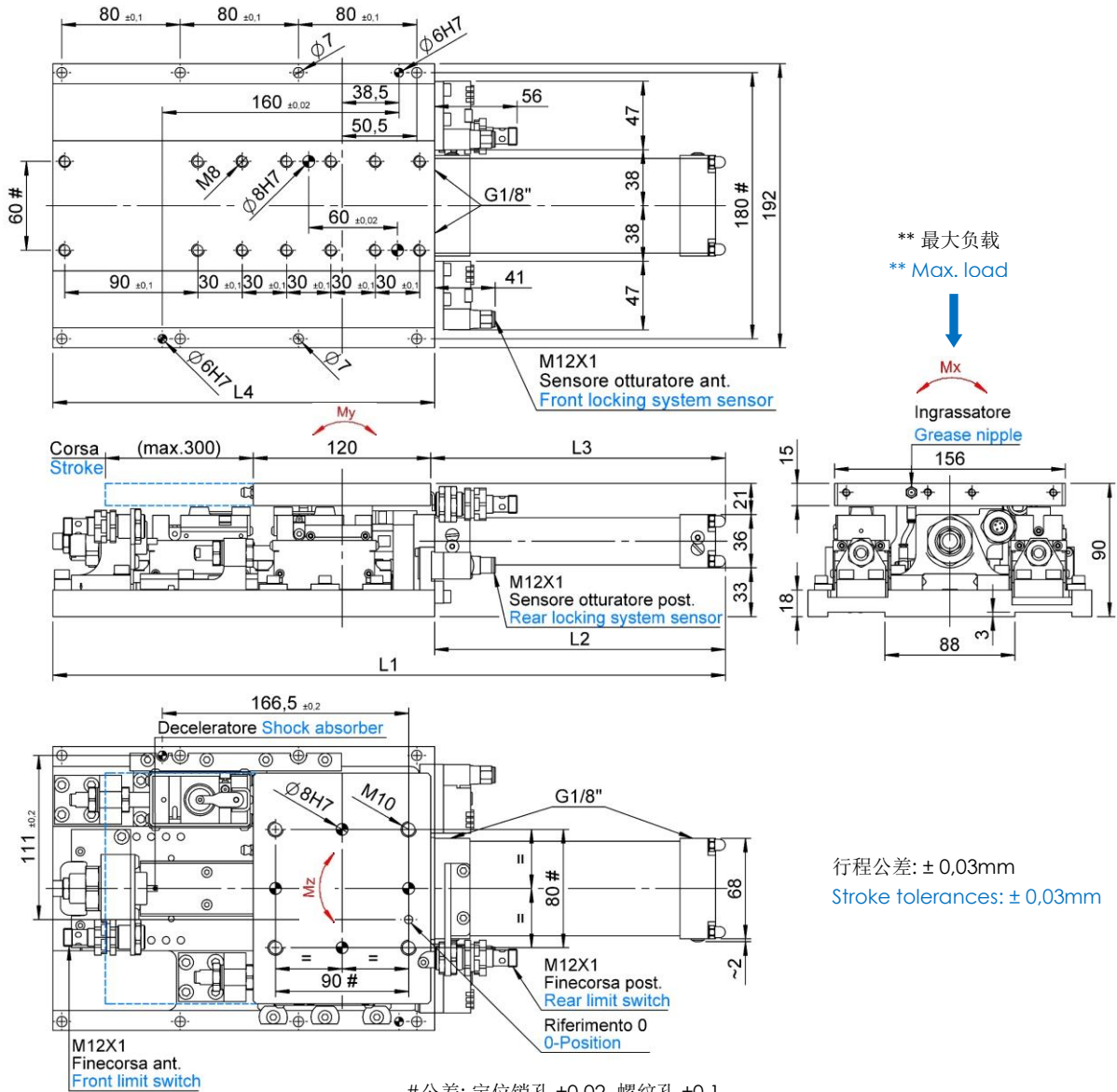
Tipo Type	Corsa Adjustable stroke
50	1÷50 mm
100	51÷100 mm
150	101÷150 mm
200	151÷200 mm
250	201÷250 mm
300	251÷300 mm



SLG40-... / ...-D-X-H

线性滑台, D.40, 1个滑台, 双锁定位, 行程可调

Linear unit, D.40, 1 Runner block, double locking dev, Various stroke




#公差: 定位销孔 ±0.02, 螺纹孔 ±0.1

#Tolerances: dowel holes ±0.02, screw holes ±0.1

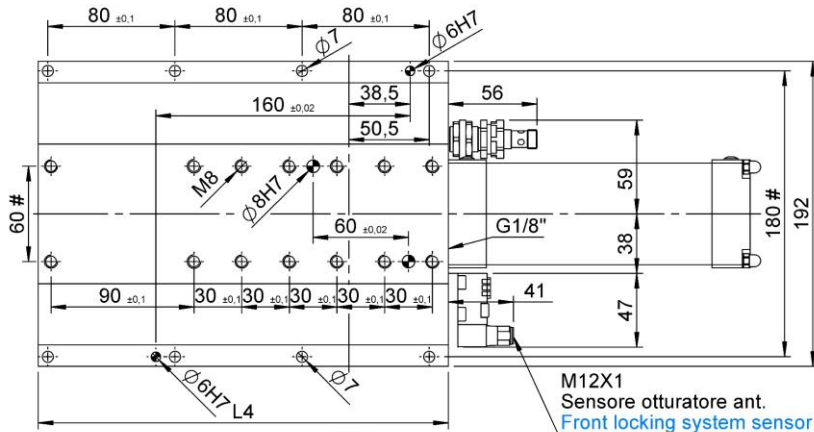
类型 Type	行程类型 Type	缸径 Cylinder bore	行程可调 Adjustable stroke	重量 Weight	L1	L2	L3	L4	耗气量 (5 bar) Air consumption (5 bar)	工作气压 Working pressure
		[mm]	[mm]	[kg]	[mm]	[mm]	[mm]	[mm]	[l]	[bar]
SLG40-50	50	40	1 ÷ 50	6,5	343	135	137	208	0,8	5-7
SLG40-100	100		51 ÷ 100	7,0	455	197	199	258	1,4	
SLG40-150	150		101 ÷ 150	7,5	555	247	249	308	2,1	
SLG40-200	200		151 ÷ 200	8,0	655	297	299	358	2,9	
SLG40-250	250		201 ÷ 250	8,5	755	347	349	408	3,6	
SLG40-300	300		251 ÷ 300	9,0	855	397	399	458	4,3	

** 最大应用负载 (5 bar) **Max. applicable load (5 bar)		最大动态扭矩 Dynamic torque max.			最大静态扭矩 Static moment max.			最大推力 (5 bar) Max. thrust force (5 bar)	
[Kg]		[Nm]			[Nm]			[N]	
水平安装 Horizontal installation	垂直安装 Vertical installation	Mx	My	Mz	Mx	My	Mz		
25	15	50	25	25	90	40	40	620	



SLG40-... / ...-V-X-H

线性滑台, D.40, 1个滑块, 前端锁定, 行程可调
Linear unit, D.40, 1 Runner block, front locking dev, Various stroke

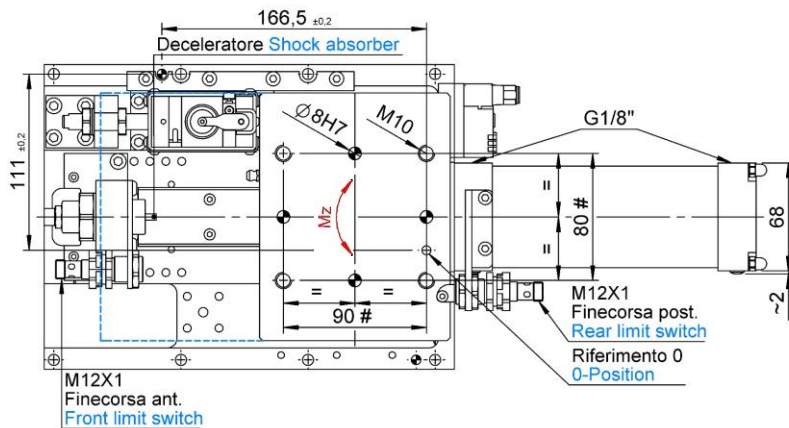
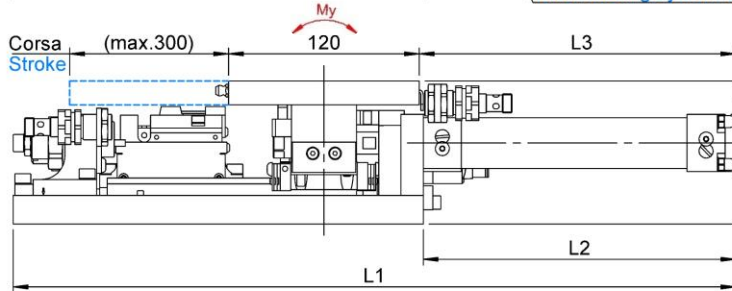
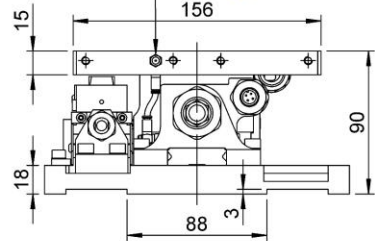


** 最大负载
** Max. load



Mx

Ingrassatore
Grease nipple




公差: $\pm 0,03\text{mm}$
Stroke tolerances: $\pm 0,03\text{mm}$

#公差: 定位销孔 $\pm 0,02$, 螺纹孔 $\pm 0,1$

#Tolerances: dowel holes $\pm 0,02$, screw holes $\pm 0,1$

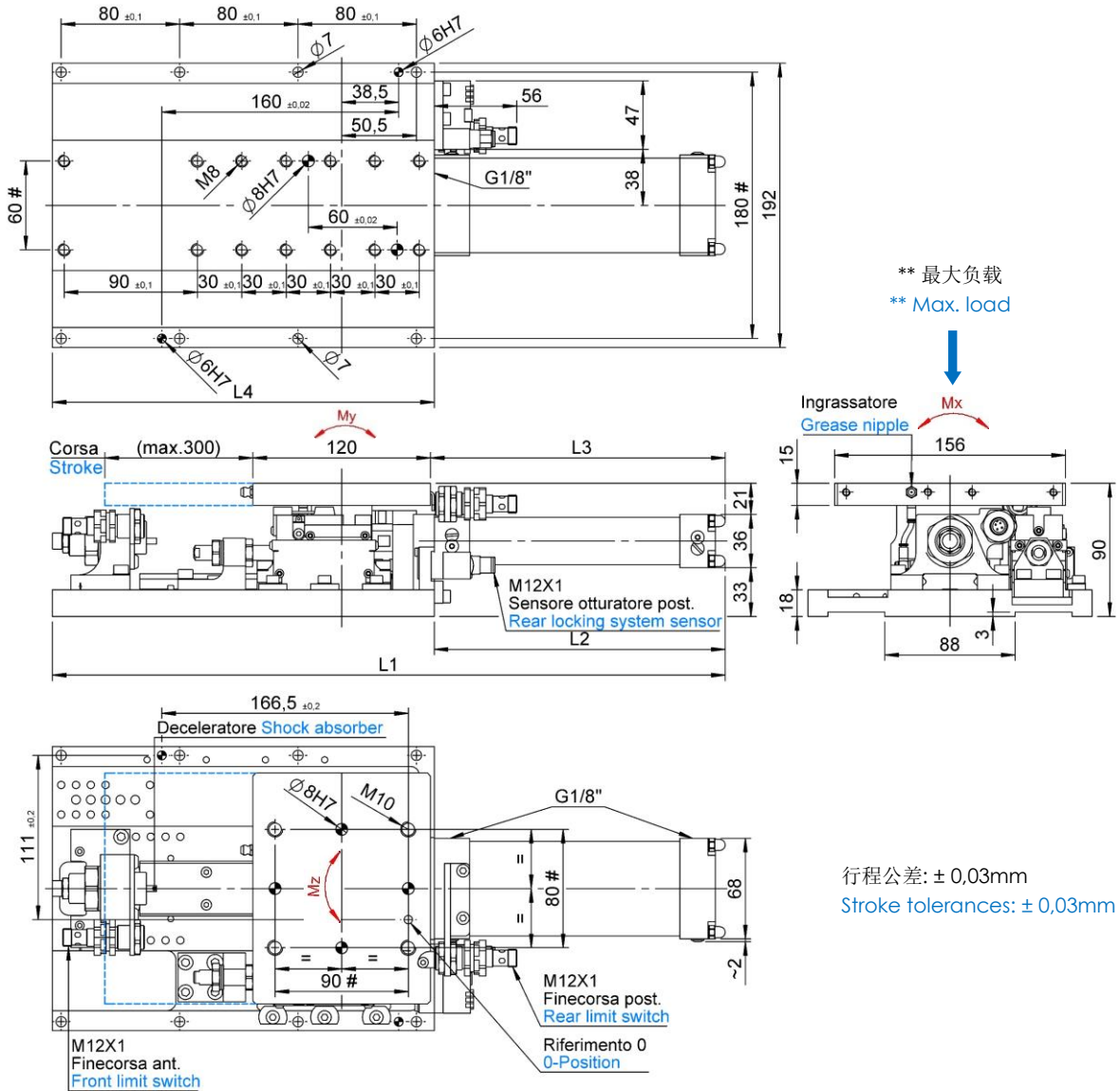
类型 Type	行程 类型 Type	缸径 Cylinder bore	行程可调 Adjustable stroke	重量 Weight	L1	L2	L3	L4	耗气量 (5 bar) Air consumption (5 bar)	工作气压 Working pressure
		[mm]	[mm]	[kg]	[mm]	[mm]	[mm]	[mm]	[l]	[bar]
SLG40-50	50	40	1 ÷ 50	6,0	343	135	137	208	0,8	5 - 7
SLG40-100	100		51 ÷ 100	6,5	455	197	199	258	1,4	
SLG40-150	150		101 ÷ 150	7,0	555	247	249	308	2,1	
SLG40-200	200		151 ÷ 200	7,5	655	297	299	358	2,9	
SLG40-250	250		201 ÷ 250	8,0	755	347	349	408	3,6	
SLG40-300	300		251 ÷ 300	8,5	855	397	399	458	4,3	

** 最大应用负载 (5 bar) **Max. applicable load (5 bar)		最大动态扭矩 Dynamic torque max.			最大静态扭矩 Static moment max.			最大推力 (5 bar) Max. thrust force (5 bar)	
[Kg]		[Nm]			[Nm]			[N]	
水平安装 Horizontal installation	垂直安装 Vertical installation	Mx	My	Mz	Mx	My	Mz		
25	15	50	25	25	90	40	40	620	

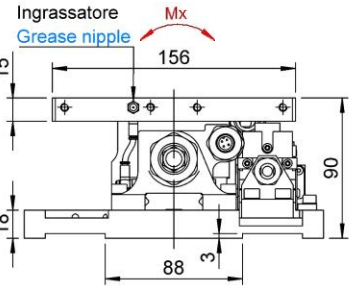


SLG40-... / ...-H-X-H

线性滑台, D.40, 1个滑块, 后端定位锁定, 行程可调
Linear unit, D.40, 1 Runner block, back locking dev, Various stroke



** 最大负载
** Max. load

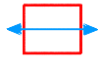


行程公差: ± 0,03mm
Stroke tolerances: ± 0,03mm

#公差: 定位销孔 ±0.02, 螺纹孔 ±0.1
#Tolerances: dowel holes ±0.02, screw holes ±0.1

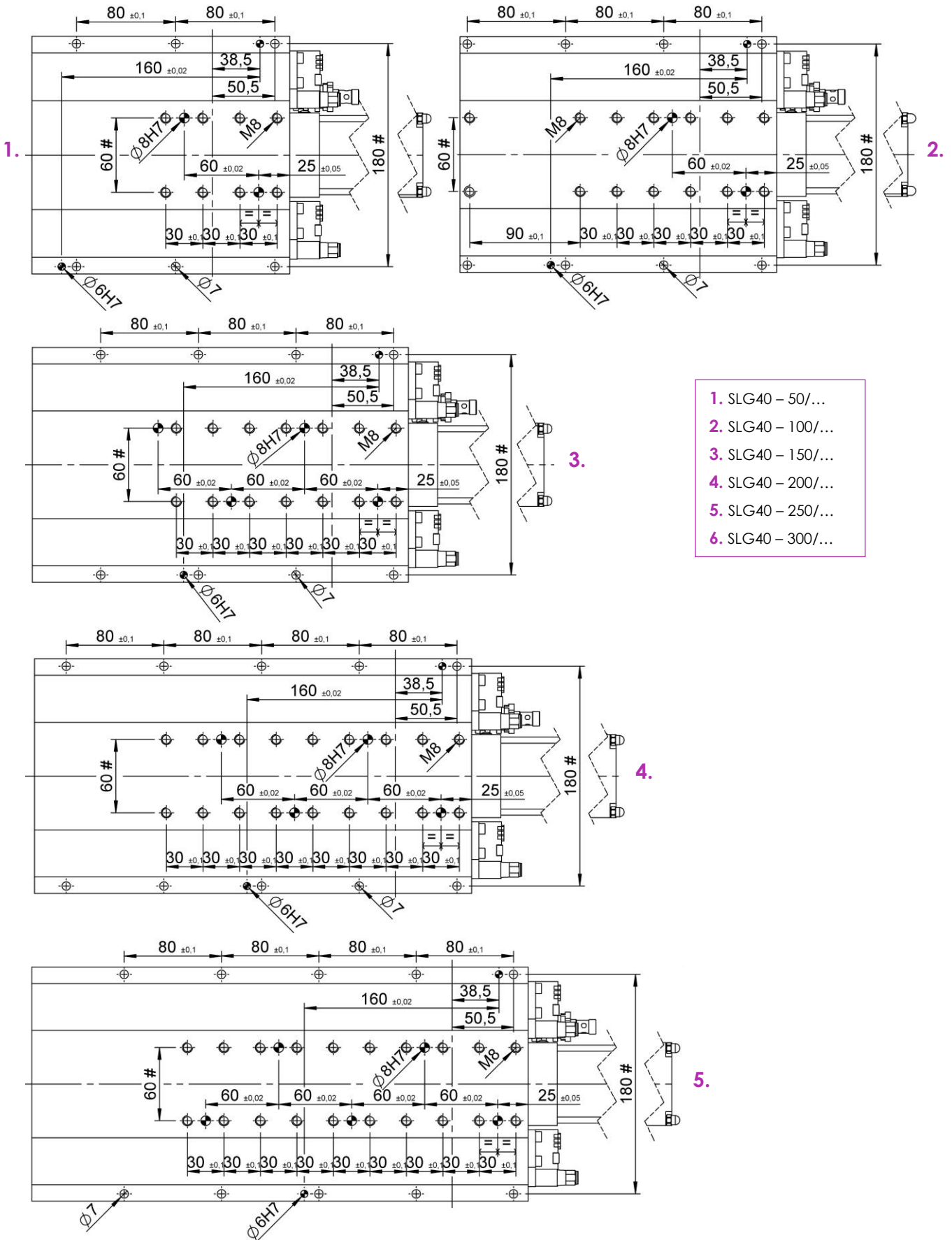
联系 Type	行程 类型 Type	缸径 Cylinder bore	行程可调 Adjustable stroke	Peso Weight	L1	L2	L3	L4	耗气量 (5 bar) Air consumption (5 bar)	工作气压 Working pressure
		[mm]	[mm]	[kg]	[mm]	[mm]	[mm]	[mm]	[l]	[bar]
SLG40-50	50	40	1 ÷ 50	6,0	343	135	137	208	0,8	5 - 7
SLG40-100	100		51 ÷ 100	6,5	455	197	199	258	1,4	
SLG40-150	150		101 ÷ 150	7,0	555	247	249	308	2,1	
SLG40-200	200		151 ÷ 200	7,5	655	297	299	358	2,9	
SLG40-250	250		201 ÷ 250	8,0	755	347	349	408	3,6	
SLG40-300	300		251 ÷ 300	8,5	855	397	399	458	4,3	

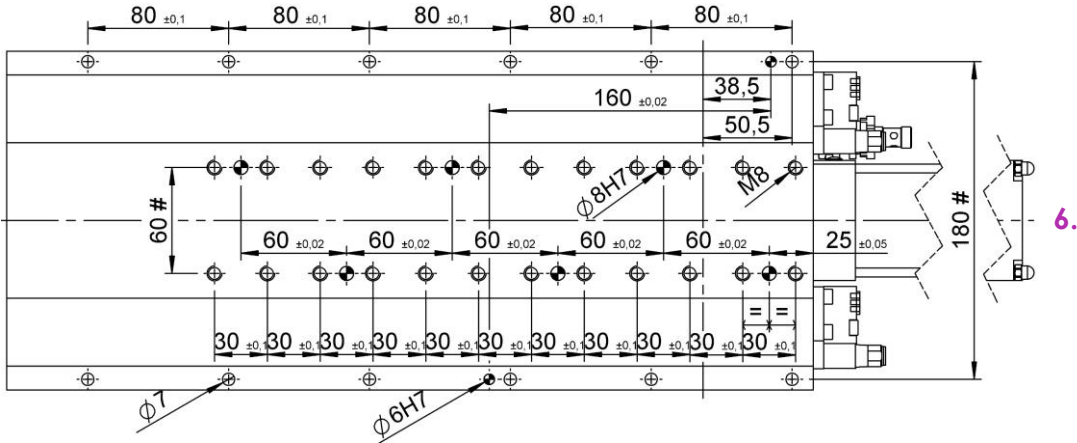

** 最大应用负载(5 bar) **Max. applicable load (5 bar)		最大动态扭矩 Dynamic torque max.			最大静态扭矩 Static moment max.			最大推力(5 bar) Max. thrust force (5bar)	
[Kg]		[Nm]			[Nm]			[N]	
水平安装 Horizontal installation	垂直安装 Vertical installation	Mx	My	Mz	Mx	My	Mz		
25	15	50	25	25	90	40	40	620	



底部固定孔.

Bottom fixing holes.



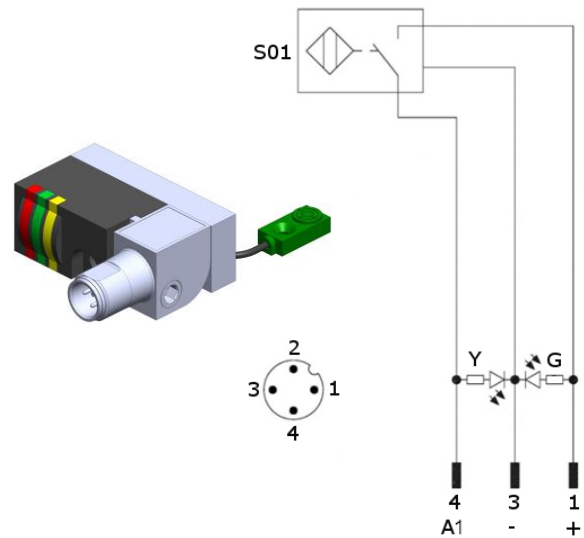


锁定传感器示意图.

Locking device sensor diagram.

技术参数:

- 输出类型: PNP
- 输入电压: 10-30 VDC;
- 最大换向电流 200 mA;
- 耗电电流: < 25 mA;
- 电压差: <2 V
- 工作温度: -25° / 70° C.



Technical data:

- Output type: PNP
- Feeding voltage: 10-30 VDC;
- Max. commutating current: 200 mA;
- Power supply: < 25 mA;
- Voltage drop: < 2 V;
- Temperature range: -25° / 70° C.

S01 = 打开信号
S01 = opening signal

Y = 黄色 LED / yellow LED
G = 绿色 LED / green LED

1 = 棕色线 / brown wire
3 = 蓝色线 / blue wire
4 = 蓝色线 / white wire

传感器示意图

Limit switch diagram

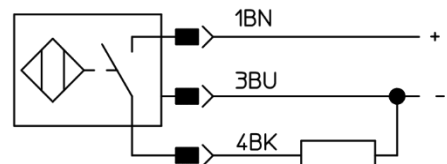
技术参数:


- 输出类型: PNP
- 输入电压: 10-30 VDC;
- 最大换向电流: 200 mA;
- 工作温度: -25° / 70° C.



Technical data:

- Output type: PNP
- Feeding voltage: 10-30 VDC;
- Max. commutating current: 200 mA;
- Temperature range: -25° / 70° C.



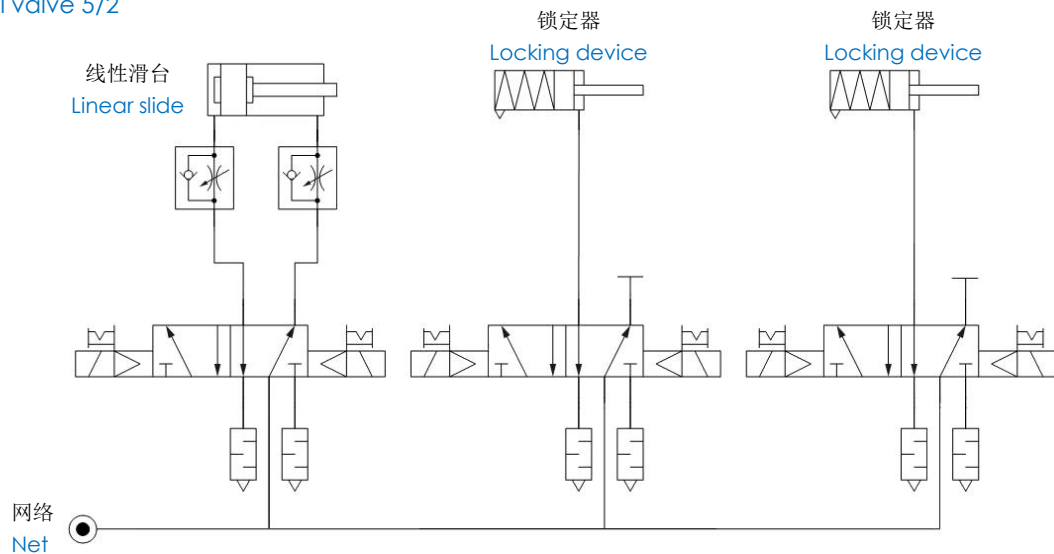


气路图.

Pneumatic plan.

控阀制 5/2

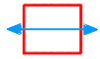
Control valve 5/2



备件.

Spare parts.

配套元件 # Kit	图片 Picture	描述 Description	代号 Article
密封圈套装 Seals kit		密封圈组件 Seals kit	SCR-SLD40.1
气缸 Pneumatic cylinder		完整气缸 Complete pneumatic cylinder	09058/corsa/C 09058/stroke/C
锁定气缸 Locking dev. cylinder		锁定气缸 Locking device cylinder	09090/C
锁定传感器 Locking dev. sensor		完整锁定传感器 行程从 0 至 150 Complete locking dev. sensor from stroke 0 to 150	3/412/C
		完整传感器 行程从 151 至 300 Complete locking dev. sensor from stroke 151 to 300	3/411/C
卫星件 Sensor's satellite		传感器卫星件行程从 0 至 150 Sensor's satellite from stroke 0 to 150	3/412
		传感器卫星件行程从 151 至 300 Sensor's satellite from stroke 151 to 300	3/411
功率放大器 Power amplifier		功率放大器红色 LED Power amplifier red LED	3/413



调节垫片 Shims		锁定调节垫片 Shims for locking device adjustment	09085/0,3/C
限位开关 Limit switch		限位开关 Position limit switch	3/191
减震器 Shock absorber		减震器 Shock absorber	3/428
滑块 Blocks		滑块 Running block	3/426
行程调整垫片 stroke adjustment shims		行程调整 Stroke adjustment shims	3 mm 09078/3
			4mm 09078/4
			5 mm 09078/5

.....

.....

.....

.....

.....

.....

.....

.....

本目录取消并替换了以前的目录。我们保留在没有任何通知的情况下进行添加或更改的权利。目录中的产品为标准产品，对特殊应用的任何请求都由技术/商务部门进行评估。本目录文档均属 VEP Automation S.r.l 所有。未经授权许可，禁止任何形式的复制。

This catalogue cancels and replaces the previous ones. We reserve the right to make additions or changes without any notice. The products in the catalogue are standard; any enquiry of special applications is evaluated by technical/sales department. The complete documentation belongs to VEP Automation S.r.l. and without permission any kind of reproduction is forbidden.

VEP Automation Headquarters

VEP Automation S.r.l
 Via San Felice, 37
 10092 Beinasco – Torino (Italy)
 Tel. +39 011 3972572
 Email: info@vepautomation.it
 Web: www.vepautomation.it

VEP Automation Germany

VEP Automation GmbH
 Fritz Liebsch Str. 29
 D 26723 Emden (Germany)
 Tel. +49 04921 450758
 Email: info@vepautomation.de
 Web: www.vepautomation.de

VEP Automation America

VEP Automation de America S.A. de C.V.
 Cráter # 505 Desp. B. - Col. Jardines del Pedregal.
 Alcaldía: Álvaro Obregón
 01900 CDMX (Ciudad de México)
 Tel. +52 55 1718 0929
 Email: info@vepautomation.mx
 Web: www.vepautomation.mx

VEP Automation China

维亿普自动化（苏州）有限公司
 地址: 中国江苏省苏州市吴中区木渎镇
 木东路 317 号（联东 U 谷）1 幢 401 室
 Room 401, Building No 1, No 317, mudong Road,
 Wuzhong, mudu District, Suzhou City (China)
 电话: +86 512 6729 2226
 邮箱: info@vepautomation.cn
 网址: www.vepautomation.cn